

Jindara®

Woodheating



The warmest welcome to the great indoors

Jindara Paramount Range Woodheaters

The Jindara Paramount Range is a brilliantly designed and constructed wood heater series that provides excellent efficiency with unique high performance.

The stylish design of these wood heaters ensure that Jindara leads the way into the new millennium in design and technology. Extensive research and testing have allowed Jindara to provide a superior selection of wood heating appliances for the discerning buyer.

The Jindara wood heating family not only provides an inspired collection of wood heating appliances, they also offer 55 years of manufacturing experience in Australia. This 'peace of mind' security ensures that Jindara products will be supported by our Australia wide customer service network.

Jindara's ongoing successes in the wood heating industry allow us the flexibility to develop new models and designs. 'Quality Through Integrity' has long been the motto at Jindara, a motto we are proud to say we enjoy achieving.

Unique engineering – maximum efficiency

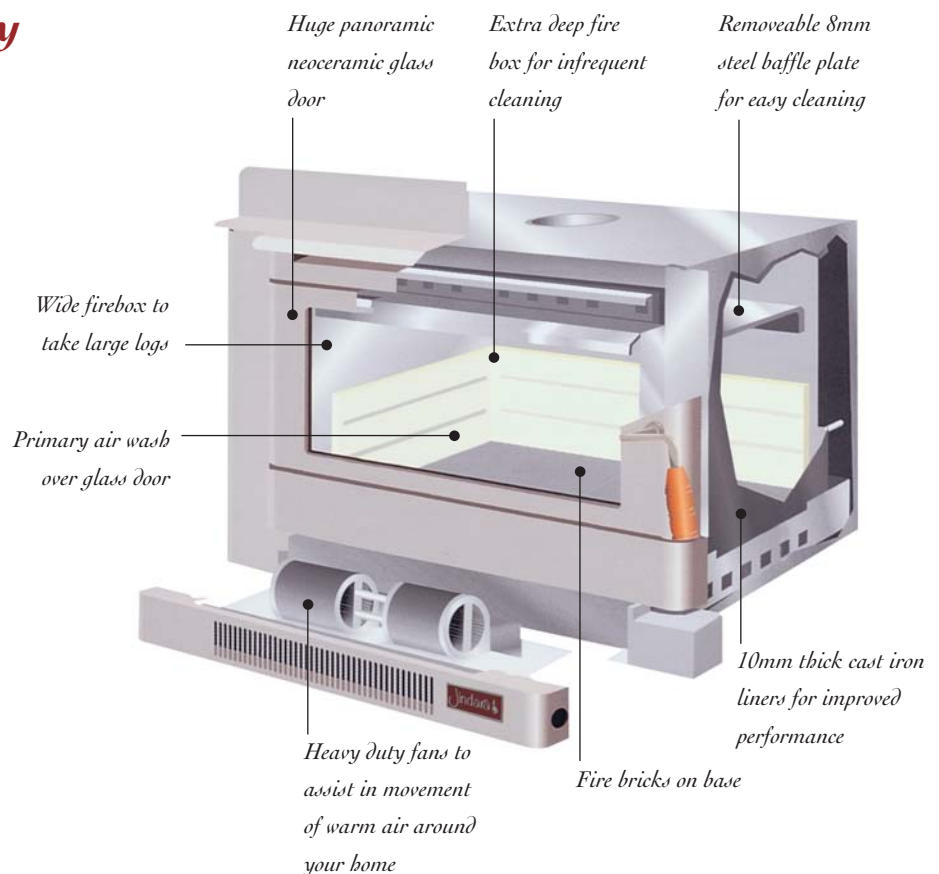
Jindara's unique engineering design and manufacturing has created a woodheating appliance offering maximum efficiency in a sturdy, stylish unit, Jindara utilises the latest heat generation and air flow technology combined with the highest quality in materials to bring you the best range of woodheaters available today in Australia.

Jindara features

- Huge, self cleaning fireplace window
- Quiet, high performance fans
- Heavy duty steel firebox
- Heavy gauge, thick cast iron liners
- Firebrick lined heater base
- Deep firebox for infrequent cleaning

Quality through integrity

- Proudly 100% Australian manufactured product
- 10 year limited warranty
- Maximum door opening for large logs
- Emissions approved (AS 4012-4013)
- Minimum wall clearances (AS 2918-1990)



Pedestal Models

With five models to choose from there is a size to suit every Australian home. Whether it is the compact Pilbara, the medium sized Kimberley or the large powerful Hamersley you will find the right model to meet your requirements. Consider also the bay window models of either Stirling or Flinders. This choice allows you the confidence of knowing, no matter what your home size, your family will be warm all winter.



Hamersley



Kimberley



Flinders (Gold Door Optional)



Stirling



Pilbara

Insert Models

If you have an existing open brick fireplace in your home and wish to make it more efficient, Jindara can help. Once again, three different sizes allow you to choose a model of inbuilt certified wood heater that can improve the efficiency of your open fireplace by up to 80%. Consult your Jindara dealer for the right size and model to suit your needs, together with all your installation requirements.

The Hamersley Federation model allows for the traditional appearance of a woodbeater, with cast iron fascia and timber mantle surround options.



Hamersley



Flinders



Kimberley



Stirling



Pilbara

Note: Woodheaters on these pages shown to scale (except Federation)

Jindara and the environment

We are all aware of Greenhouse Gases and the effects they are having on the ozone layer. The use of fossil fuels for home heating, such as coal (used in the production of the majority of Australia's electricity) and gas creates millions of tonnes of Carbon Dioxide into the atmosphere every year. Growing trees absorbs this carbon dioxide thereby reducing the effects on the ozone layer. Tree plantations, State and National forests grow many more trees each year than those used for home heating.

Jindara wood heaters are active members of the Australian Home Heating Association (AHHA) and through the AHHA are sponsors of Landcare Australia. Landcare is recognised as one of Australia's leading environmental groups and supports the use of wood burning for home heating when used in certified wood heaters.

All Jindara wood heaters are tested and approved to the Australian Standard 4013. This Standard requires heaters meet tough efficiency and emission levels. When you choose a Jindara wood heater you can be sure it is one of the most advanced wood heating appliances available in Australia. When used correctly a heater tested and approved to AS-4013 reduces emissions by up to 80% compared to an open brick fireplace. This figure is recognised by EPA authorities throughout Australia.

As well as all this, wood remains Australia's only renewable and sustainable fuel source.

By purchasing a Jindara wood heater you can be sure a portion of the sale price goes directly to Landcare Australia projects.

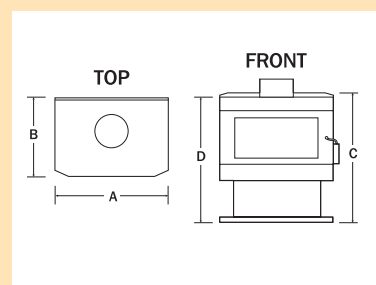
a sponsor of



Specifications

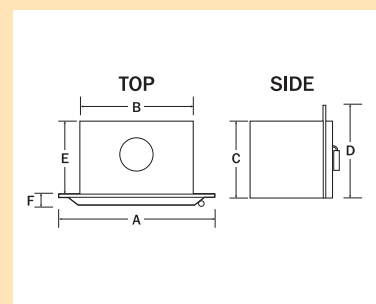
Dimensions – Pedestal Models

MODEL	Dimensions (mm)				Flue Dia	Max log length	Weight (kg)	Heating Capacity
	A	B	C	D				
Pilbara	560	445	692	652	150	400	138	12 sq
Kimberley	688	485	757	717	150	540	154	20 sq
Hamersley	750	540	787	747	150	600	182	30 sq
Stirling	688	555	805	770	150	540	162	20 sq
Flinders	750	610	835	800	150	600	192	30 sq



Dimensions – Insert Models

MODEL	Dimensions (mm)						Fascia rear to spigot	Flue Dia	Max log length	Weight (kg)	Heating Capacity
	A	B	C	D	E	F					
Pilbara	820	475	550	650	382		125	150	400	104	8 sq
Kimberley	947	600	595	695	420		155	150	540	138	18 sq
Hamersley	1010	665	630	726	428		160	150	600	170	26 sq
Stirling	910	600	595	720	380	195	125	150	540	154	18 sq
Flinders	1020	660	630	750	420	195	145	150	600	176	26 sq
Federation	1028	665	630	720	485	95	225	150	600	170	26 sq



Clearances – Pedestal Models

MODEL	Hearth Type	Minimum Hearth Size (mm)			Rear Wall (mm)	Side Wall (mm)	Corners (mm)
Pilbara	Full (No air gap)	890 wide	995 deep	12 thick	150	300	100
Kimberley	Full (No air gap)	1050 wide	1010 deep	12 thick	125	300	100
Hamersley	Full (No air gap)	1050 wide	1190 deep	12 thick	150	325	100
Stirling	Full (No air gap)	1050 wide	1120 deep	12 thick	150	300	100
Flinders	Full (No air gap)	1150 wide	1210 deep	12 thick	150	350	100

Clearances – Insert Models

MODEL	Hearth Type	Minimum Hearth Size (mm)			From hot air outlet of appliance to mantle (mm)	To side members (mm)
Pilbara	Tray	820 wide	500 deep	16 thick	350	25
Kimberley	Tray	950 wide	500 deep	16 thick	350	20
Hamersley	Tray	1010 wide	450 deep	16 thick	380	30
Stirling	Tray	910 wide	500 deep	12 thick	430	110
Flinders	Tray	1020 wide	500 deep	12 thick	430	25
Federation	Tray	1010 wide	450 deep	16 thick	380	30

Note: Colours of heaters shown are as close as four colour process printing methods allow.

Installation should be carried out by a qualified installer. Flue kits to be installed strictly in accordance with AS 2918-1990. Thermal testing of unit was carried out using a Flomet Super Single / System 2 Flue Kit, with decromesh flue surround which was unperforated for half its circumference.



A Division of A.F. Gason Pty Ltd
 Phone (613) 9729 7666
 Fax (613) 9729 1455
 Free Fax 1800 066 800
 e-mail: sales@jindara.com.au
 www.jindara.com.au

Your local Jindara dealer

Jindara Heating accepts no liability whatsoever for their interpretation of AS 2918-1990, AS4012/AS4013. All heating capacities quoted are based on units tested with quality hardwood. Minimal performance reduction may result due to large glassed areas, vaulted ceilings, drafts or insufficient insulation. Jindara Heating reserves the right to alter specifications without notice.