


Heating with a Difference



Now Available

LOW EMISSION HIGH EFFICIENCY SERIES 7 RANGE



HIGH EFFICIENCY

Up to 72%



LOW EMISSIONS

As low as 1.3g/kg



Keeping Australia Warm!

Now Available

LOW EMISSION HIGH EFFICIENCY 500 SERIES RANGE

HIGH EFFICIENCY

72%

LOW EMISSIONS

1.3g/kg

C-500 Freestanding Woodheater

This stylish freestanding woodheater will enhance the look of any home with its large, self-cleaning window and colour co-ordinated panels. The C500 will comfortably and economically heat up to 20 squares* of open plan living. The large 3 speed fan and cast iron liners provide superior heat transfer. Optional pedestal available. Illustrated with new stainless steel panels and chrome door. Illustrated with new stainless steel panels and chrome door.



Heating *with a* Difference

When you want a woodheater with a difference then Heatcharm Woodheaters are the ones to choose.

With woodheaters that display the most amazing views, like the Port Phillip with its large and stylish self-cleaning bay view window to the Victorian which combines the latest innovations in slow combustion heating with an elegant timeless design, Heatcharm woodheaters are the automatic choice if you are looking for a new woodheater with a difference.

The Heatcharm range of woodheaters can provide you with efficient woodheating for areas up to 30 squares*. They are available in a range of stylish colours (including reds and greens as well as the traditional black and brown), as freestanding and inbuilt heaters.

Heatcharm woodheaters are beautifully engineered and will set your senses soaring. Choose the woodheater with a difference.



Cover

The new **Series 7 1600 Inbuilt Woodheaters**, illustrated in Charcoal in a zero clearance application.



Port Phillip *the most amazing bay view*

Freestanding Port Phillip Woodheater

Illustrated here with optional gold door, the C-600 Port Phillip is a sophisticated woodheater. The glittering gold door adds a romantic flavour to the amazing views provided by the large self-cleaning bay window.

With cast iron liners and the large 3 speed fan, this quality heater provides superior heat transfer. Heats up to 32 squares* of open plan living.



Freestanding Port Phillip Woodheater

The efficient Port Phillip heater displays amazing views and is enhanced by a large self-cleaning bay window.

The innovative design of the fire box with cast iron liners and our large 3 speed fan provides superior heat transfer from both sides of the heater. Heats up to 32 squares* of living area. The Port Phillip C-600 model is illustrated here with standard black gloss door.



C-600 Freestanding Woodheater

Illustrated here with optional pedestal, the C-600 offers greater burning capacity and an excellent viewing area, while gracing the home with its stunning appearance.

The C-600 will comfortably and economically heat up to 30 squares* of open plan living. Features a large 3 speed fan and cast iron liners for superior heat transfer.



Woodheaters *with a Difference*

*The Heatcharm range of
Inbuilt Woodheaters come in 5 Options*

Inbuilt Port Phillip Woodheater



Series 5: i-500 & i-600 Inbuilt Woodheaters



Series 6: i-500 & i-600 Inbuilt Woodheaters



I-500 Series 6 in gloss black



I-600 Series 6 in stainless steel

Series 7: i-500 & i-600 Inbuilt Woodheaters



FEATURES:

- Australian Made
- 10 year firebox warranty
- 8 Colour choices refer page 7
- Cast iron liners & Baffle Plate
- 3 Speed Fan
- Heating Capacity (Refer Back Page)





The Victorian

When you combine the latest technology in slow combustion heating with the elegance of a design that is timeless – you have the Victorian. The efficient design and 3 speed fan will provide clean and safe warmth for up to 28 squares*. Illustrated here: The Victorian I-600, cast iron surround and Victorian mantle. Also available in I-500 and Port Phillip 600 models.

Natural Finish Mantle



Colour with a Difference

Because every home is different, Heatcharm have developed a magnificent range of colours that you can purchase your Heatcharm heater in. Choose the colour that best enhances your decor.



BLACK - MATT OR GLOSS



CHARCOAL - MATT



BURGUNDY - GLOSS




ANVIL - GLOSS




BRUNSWICK GREEN - GLOSS



BROWN - GLOSS



RUST RED - GLOSS



STAINLESS STEEL

Please note: Due to the nature of the printing process, colours may vary from those shown in this brochure. Ask your dealer to show you a colour sample.

No Fireplace Necessary

With Heatcharm Zero Clearance Box, you can install a Heatcharm woodheater without the need of a conventional brick fireplace and chimney. The Z Box allows you to install an inbuilt woodheater directly onto a floor using 12mm villaboard. Detailed installation instructions, with clearances to combustible materials, are available from your Heatcharm dealer.

*The Series 7 depth is 700mm.



Timber framework partially clad with 12mm Villa Board



Zero Clearance Box positioned in framework mounted on 12mm Villa Board cut out size.
(Box size: 905w x 720h)
(Cut out size: 905w x 755h)



Completed installation

Heatcharm Woodheater Technical Specifications

		C500	C600	C600 PP	I-500 S5/S6	I-600 S5/S6	I-500 S7	I-600 S7	I-500 Vict	I-600 Vict	I-600 PP/Vict
Heating Capacity up to Squares		22	30	32	22	28	22	28	22	28	28
Particulate Emissions (G/KG)		1.3	2.0	1.1	1.3	2.0	1.3	2.0	1.3	2.0	0.9
Average Heating Efficiency		72.0	55.6	60.0	66.0	55.6	66.0	55.6	66.0	55.6	66.0
Kilowatt Output on High		10.2	15.9	11.7	9.9	15.9	9.9	15.9	9.9	15.9	13.5
Fire Box Dimensions	Height (mm)	400	400	400	595	595	595	595	595	595	595
	Width (mm)	470	600	600	570	695	570	695	570	695	695
	Depth (mm)	395	435	495	430	470	430	470	430	470	450
Overall Dimensions	Height (mm)	715	745	770	740	715	740	715	730	730	740
	Width (mm)	725	850	850	980	955	1100	1080	980	1100	880
	Depth (mm)	525	565	630	535	505	570	540	535	570	535
Clearance to combustible materials (mm)	Rear	75*	125	150	25 (Z/C)	25 (Z/C)	25 (Z/C)	25 (Z/C)	25 (Z/C)	25 (Z/C)	25 (Z/C)
	Side	235	300	350	25	25	25	25	25	25	25
Zero Clearance (Z/C)	Corner	50	100	50	(Top) 200	(Top) 200	(Top) 200	(Top) 200	(Top) 200	(Top) 200	(Top) 200
Hearth Distance (mm)	Front	440	500	550	400	400	400	400	400	400	450
	Either side of door opening	200	200	200	200	200	200	200	200	200	200
Back of Heater to Centre of Flue (mm)		160	160	185	160	160	160	160	160	160	160
Despatch Weight (KG)		139	180	210	140-138	167-162	140	167	150	170	165

*Rear clearance to be fitted with flue shield between the active flue and decromesh casing.

IMPORTANT: Heating areas provided are based on open plan living areas and 2.4 metre ceiling height. **Note:** Lack of insulation, large window areas and cathedral ceilings reduce heating effectiveness. **Note:** The overall dimensions for the Victorian units do not include the Cast Iron Fascia.



Heatcharm Warranty

All current model wood heaters are warranted to be free from defects on material and workmanship under normal use and service. The warranty of the actual firebox, excluding baffles and liners is 10 years to the initial purchaser. All other components (except accidental breakage of door glass) are warranted for a period of 12 months. For the full warranty statement refer to the Shamic Sheetmetal (Aust) P/ L website www.shamic.com, the product installation manual, see point 6 of the installation manual or your Heatcharm Dealer. Shamic goods come with guarantees that cannot be excluded under Australian Consumer Law. The purchaser is entitled to a replacement or a refund for a major failure and compensation for any reasonably foreseeable loss or damage. The purchaser is also entitled to have the goods repaired or replaced if the goods fail to be of acceptable quality and the failure does not amount to a major failure.

Based on our current state of knowledge, all of the information contained in this brochure was correct at the time of printing, March 2016. However, the manufacturer reserves the right to make changes to design and specification without notice. You can confirm current designs, specifications, optional extras and financial details by consulting your nearest authorised Heatcharm dealer.



14-18 Research Dve, Croydon Sth. 3136
Tel: (03) 9737 5300 Fax: (03) 9761 6455
A.B.N. 61 007 251 569
www.shamic.com



Shamic Sheetmetal (Aust) Pty Ltd proudly supports the activities of Landcare Australia through its membership of the AHHA.

Your Heatcharm dealer with a difference is:

Please note: Due to the nature of the printing process, colours may vary from those shown in this catalogue. Ask your dealer to show you a colour sample.